

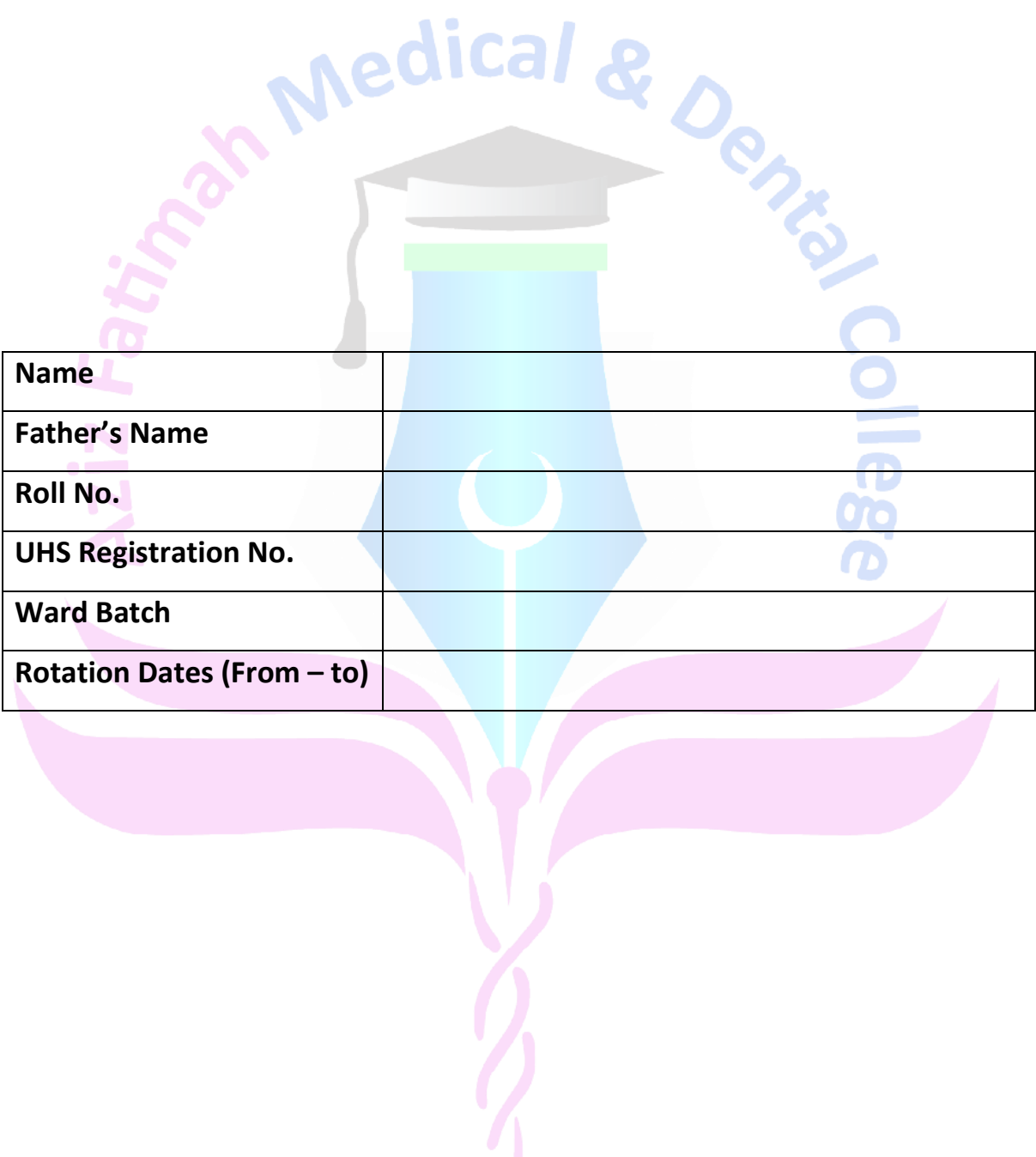
# MODULAR INTEGRATED CURRICULUM 2025

3<sup>rd</sup> Year MBBS  
*volume 3.0*



**LOGBOOK**

**Block VIII**

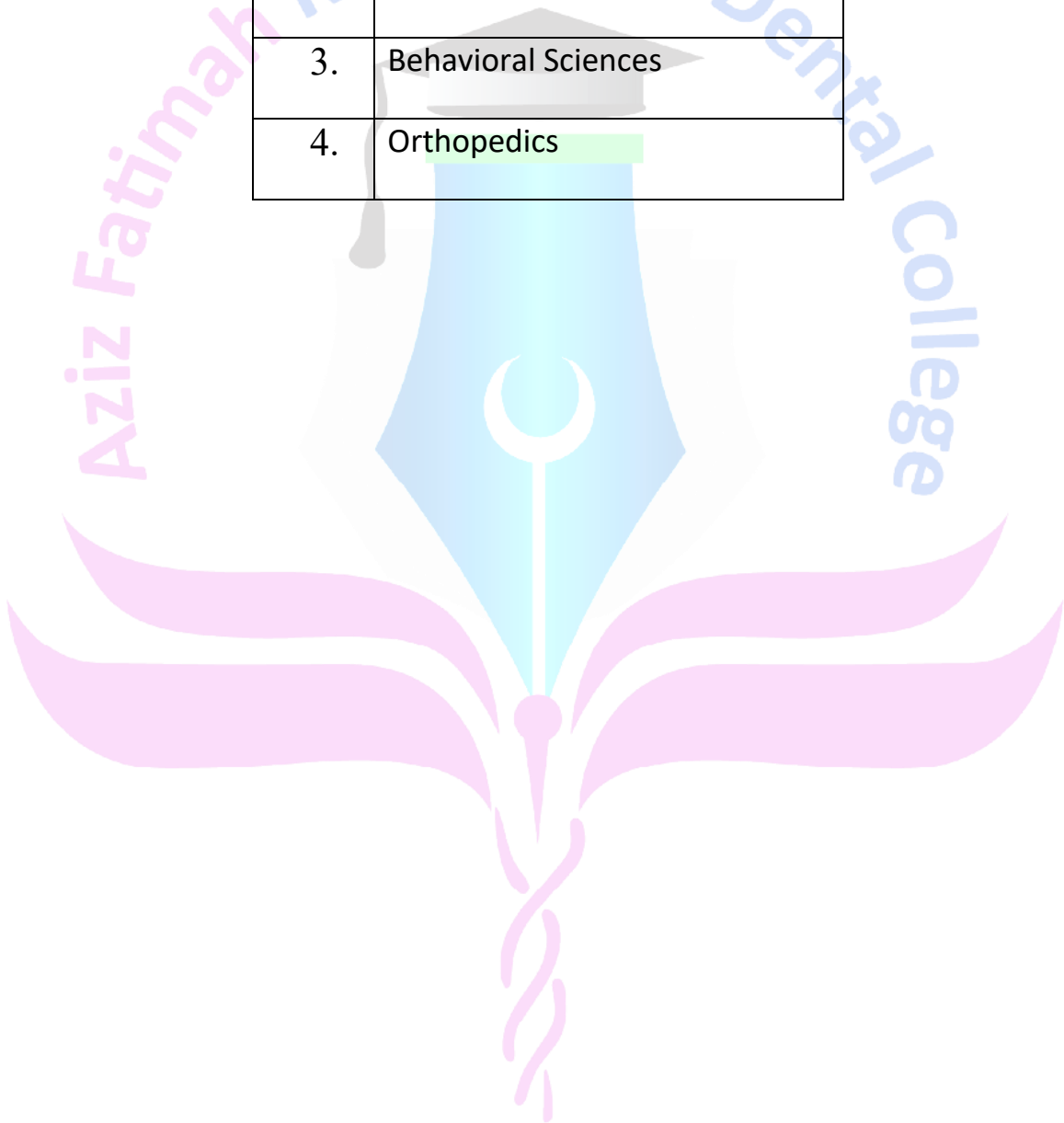


<b>Name</b>	
<b>Father's Name</b>	
<b>Roll No.</b>	
<b>UHS Registration No.</b>	
<b>Ward Batch</b>	
<b>Rotation Dates (From – to)</b>	

## Contents of Clinical Rotations

- Undergraduate Medical Student goes through the following rotations in Block 7 for clinical wards:

1.	Medicine
2.	Surgery
3.	Behavioral Sciences
4.	Orthopedics



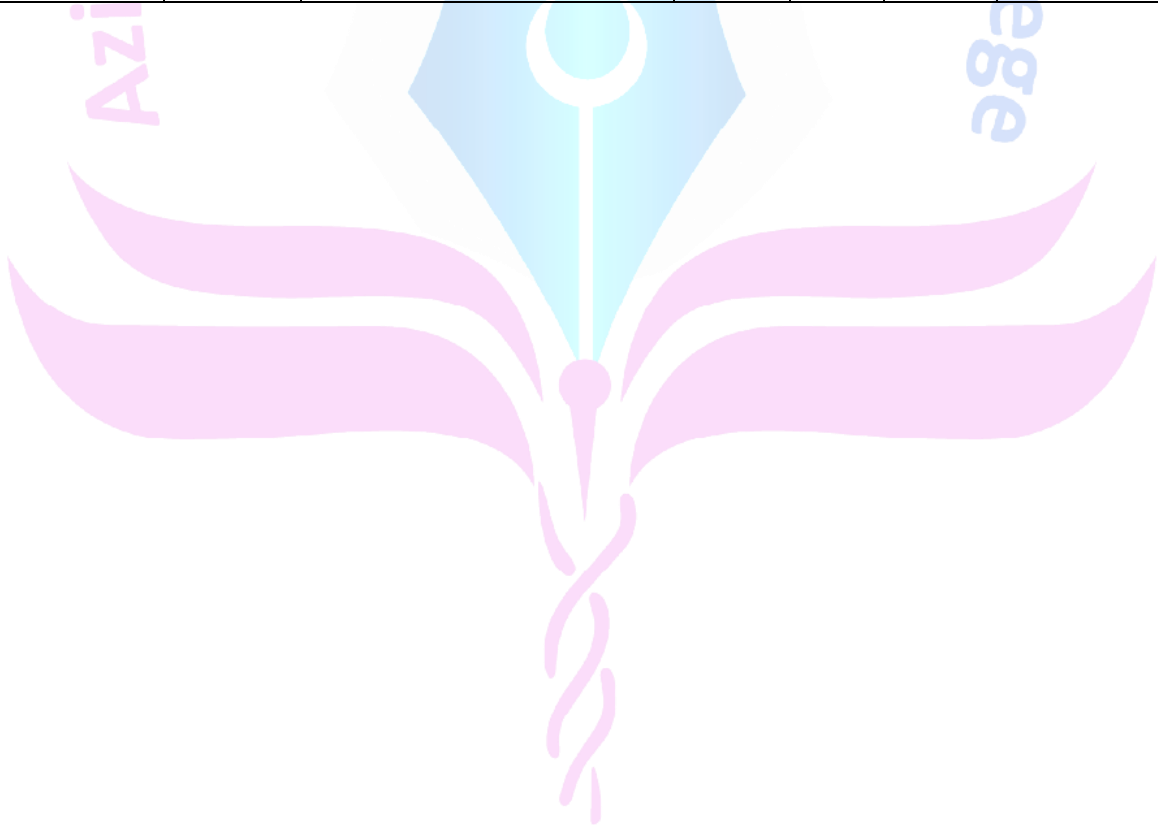
## Medicine

S. No	Date	CFRC Code	Competencies	Level			HOD's/Teacher's comments / signature
				A: Good	B: Satisfactory	C: Not Satisfactory	
				A	B	C	
1.		CFRC3-042	Personal Protective Equipment (PPE) Demonstrate donning and doffing personal protective equipment (PPE) while managing infectious disease patients.				
2.		CFRC3-043	Sputum Collection for TB Culture and Sensitivity Observe and narrate the procedure for collection, labelling, transport, and storage of sputum specimens for tuberculosis culture and sensitivity, highlighting aseptic technique and biosafety measures. (see annexure 2)				
3.		CFRC3-044	Interpretation of vital signs Measure and interpret vital signs (temperature, pulse, respiratory rate) in patients with acute febrile illness.				
4.		CFRC3-045	Post-Exposure Prophylaxis Observe post-exposure management steps for needle-stick injuries or other occupational exposures.				

## Surgery


S. No	Date	CFRC Code	Competencies	Level			HOD's/Teacher's comments / signature
				A: Good	B: Satisfactory	C: Not Satisfactory	
				A	B	C	
5.		CFRC3-023	Oncological History Taking Take history from patients with suspected or confirmed malignancy, including presenting complaints, duration, and associated symptoms (e.g., weight loss, fatigue, bleeding).				
6.		CFRC3-024	Self Examination of Breast Perform and demonstrate personal self examination of Breast as primary screening and prevention				
7.		CFRC3-026	Breast examination Perform a systematic breast examination by inspecting for asymmetry, skin dimpling, nipple retraction, discharge, ulceration, or peau d'orange.				
8.		CFRC3-027	Examination of lump Inspect and palpate a lump, and describe its characteristics based on parameters: site, size, shape, surface, margin, consistency, tenderness, mobility, temperature, transillumination, fluctuation, pulsatility, and regional lymphadenopathy.				
9.		CFRC3-028	Lymph node palpation Palpate and describe lymph nodes; cervical, axillary, epitrochlear, and inguinal for site, size, shape, consistency, tenderness, mobility, and matting.				
10		CFRC3-029	Biopsy procedure				

			Observe the steps of biopsy procedure for cancer diagnosis. Identify indications and precautions.				
<b>11</b>		CFRC3-030	Chemotherapy and Palliative Care Identify common chemotherapy-related adverse effects and initial management. Observe and assist in palliative and comfort care, including pain relief, nutritional support, and psychological care for terminal patients.				
<b>12</b>		CFRC3-046	Protocol for Pus specimen collection Collection, Transport and Storage of Pus Specimen for Culture & Sensitivity				



## Behavioral Sciences

S. No	Date	CFRC Code	Competencies	Level			HOD's/Teacher's comments / signature
				A	B	C	
1.		CFRC3-031	Breaking bad news Observe a clinician delivering bad news to a patient diagnosed with malignancy, noting communication techniques and emotional handling. Practice the communication skill of breaking bad news to a patient diagnosed with malignancy.				
2.		CFRC3-032	Effective counselling techniques Demonstrate empathy and effective communication when counselling oncology patients and their families.				



## Orthopedics

S. No	Date	CFRC Code	Competencies	Level			HOD's/Teacher's comments / signature
				A: Good	B: Satisfactory	C: Not Satisfactory	
				A	B	C	
1.		CFRC3-033	Examination of hip joint Perform hip joint examination, including Trendelenburg test				
2.		CFRC3-034	Examination of knee joint Examine knee joint using ligament stability tests, meniscal tests, patellar tap, and bulge sign.				
3.		CFRC3-035	Examination of foot Examine ankle and foot using Thompson test for Achilles tendon rupture.				
4.		CFRC3-036	Examination of hand Inspect patients' hands to identify and describe common deformities such as swan neck, boutonnière, and claw hand				
5.		CFRC3-037	Lumbar spine examination Demonstrate lumbar spine examination, including straight leg raise (SLR) and femoral stretch tests. Inspect and palpate for spinal deformities such as kyphosis, scoliosis, and lordosis				
6.		CFRC3-038	Application/removal of plaster slab Apply and remove a plaster slab or back slab under supervision.				
7.		CFRC3-039	Splint application Demonstrate proper technique for splint application and limb immobilization.				
8.		CFRC3-040	Steroid injection administration Observe and assist in joint aspiration or local steroid injection under aseptic				

			conditions.				
9.		CFRC3-041	X-ray interpretation of bones and joints Interpret X-rays of long bones, joints, and spine to identify common fractures or dislocations.				



## PRESCRIPTION INFERENCE CARD

Student's Name:	
MBBS Year:	Roll No:
UHS Registration No:	
Block:	Module:
Provisional Diagnosis:	

Date	
Drug & Group	
Brand Name	
Generic Name	
Purpose of Drug (Symptomatic/Specific)	
Dosage & Form	
Route of Administration	
Monitoring Parameters	

### ADVERSE EFFECTS

Observations / Text Book

### DRUG INTERACTIONS

Observations / Text Book

### CONTRAINDICATIONS

Observations / Text Book

### PRECAUTIONS

Specifically Advised	
Comments / Instructions	
HOD (Sign & Stamp)	

## PRESCRIPTION INFERENCE CARD

Student's Name:	
MBBS Year:	Roll No:
UHS Registration No:	
Block:	Module:
Provisional Diagnosis:	

Date	
Drug & Group	
Brand Name	
Generic Name	
Purpose of Drug (Symptomatic/Specific)	
Dosage & Form	
Route of Administration	
Monitoring Parameters	

### ADVERSE EFFECTS

Observations / Text Book

### DRUG INTERACTIONS

Observations / Text Book

### CONTRAINDICATIONS

Observations / Text Book

### PRECAUTIONS

Specifically Advised	
Comments / Instructions	
HOD Pharmacology (Sign & Stamp)	

## PRESCRIPTION INFERENCE CARD

Student's Name:	
MBBS Year:	Roll No:
UHS Registration No:	
Block:	Module:
Provisional Diagnosis:	

Date	
Drug & Group	
Brand Name	
Generic Name	
Purpose of Drug (Symptomatic/Specific)	
Dosage & Form	
Route of Administration	
Monitoring Parameters	

### ADVERSE EFFECTS

Observations / Text Book

### DRUG INTERACTIONS

Observations / Text Book

### CONTRAINDICATIONS

Observations / Text Book

### PRECAUTIONS

Specifically Advised	
Comments / Instructions	
HOD Pharmacology (Sign & Stamp)	

## Case-Based Discussion (CBD) Form for Third-Year MBBS

### Trainee Information

Name	
Student ID	
Assessment Date	
Location of CBD	

### Assessor Information

Name	
Designation	
Department	

### Case Details

Clinical Setting	<input type="checkbox"/> Inpatient <input type="checkbox"/> Outpatient <input type="checkbox"/> Emergency <input type="checkbox"/> Elective
Complexity of Case	<input type="checkbox"/> Basic (third-year level) <input type="checkbox"/> Moderate <input type="checkbox"/> Complex
Focus of Encounter	<input type="checkbox"/> History <input type="checkbox"/> Physical Examination <input type="checkbox"/> Diagnosis <input type="checkbox"/> Initial Management <input type="checkbox"/> Patient Education <input type="checkbox"/> Documentation
Summary of Case	

### Assessment Areas

Medical Record Keeping	<input type="checkbox"/> Outstanding <input type="checkbox"/> Satisfactory <input type="checkbox"/> Needs Improvement
Clinical Assessment	<input type="checkbox"/> Outstanding <input type="checkbox"/> Satisfactory <input type="checkbox"/> Needs Improvement
Diagnostic Skills	<input type="checkbox"/> Outstanding <input type="checkbox"/> Satisfactory <input type="checkbox"/> Needs Improvement
Initial Management Plan	<input type="checkbox"/> Outstanding <input type="checkbox"/> Satisfactory <input type="checkbox"/> Needs Improvement

Communication Skills	<input type="checkbox"/> Outstanding <input type="checkbox"/> Satisfactory <input type="checkbox"/> Needs Improvement
Professionalism	<input type="checkbox"/> Outstanding <input type="checkbox"/> Satisfactory <input type="checkbox"/> Needs Improvement

### Feedback

Strengths	
Areas for Development	
Recommended Actions	

### Trainee Reflection

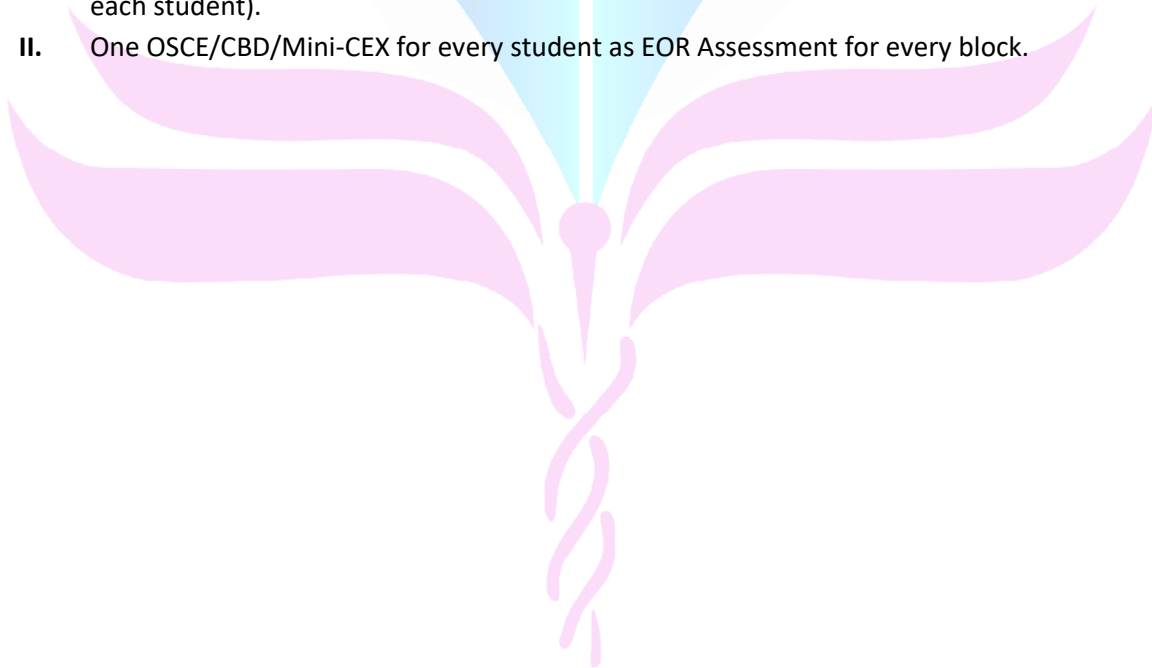
Learning from the Experience	
------------------------------	--

### Signatures

Trainee's Signature	
Assessor's Signature	

**Notes:**

- I. At least 1/3rd of entries per block (DME to decide the codes of entries to be entered for each student).
- II. One OSCE/CBD/Mini-CEX for every student as EOR Assessment for every block.



## Case-Based Discussion (CBD) Form for Third-Year MBBS

### Trainee Information

Name	
Student ID	
Assessment Date	
Location of CBD	

### Assessor Information

Name	
Designation	
Department	

### Case Details

Clinical Setting	<input type="checkbox"/> Inpatient <input type="checkbox"/> Outpatient <input type="checkbox"/> Emergency <input type="checkbox"/> Elective
Complexity of Case	<input type="checkbox"/> Basic (third-year level) <input type="checkbox"/> Moderate <input type="checkbox"/> Complex
Focus of Encounter	<input type="checkbox"/> History <input type="checkbox"/> Physical Examination <input type="checkbox"/> Diagnosis <input type="checkbox"/> Initial Management <input type="checkbox"/> Patient Education <input type="checkbox"/> Documentation
Summary of Case	

### Assessment Areas

Medical Record Keeping	<input type="checkbox"/> Outstanding <input type="checkbox"/> Satisfactory <input type="checkbox"/> Needs Improvement
Clinical Assessment	<input type="checkbox"/> Outstanding <input type="checkbox"/> Satisfactory <input type="checkbox"/> Needs Improvement
Diagnostic Skills	<input type="checkbox"/> Outstanding <input type="checkbox"/> Satisfactory <input type="checkbox"/> Needs Improvement
Initial Management Plan	<input type="checkbox"/> Outstanding <input type="checkbox"/> Satisfactory <input type="checkbox"/> Needs Improvement

Communication Skills	<input type="checkbox"/> Outstanding <input type="checkbox"/> Satisfactory <input type="checkbox"/> Needs Improvement
Professionalism	<input type="checkbox"/> Outstanding <input type="checkbox"/> Satisfactory <input type="checkbox"/> Needs Improvement

### Feedback

Strengths	
Areas for Development	
Recommended Actions	

### Trainee Reflection

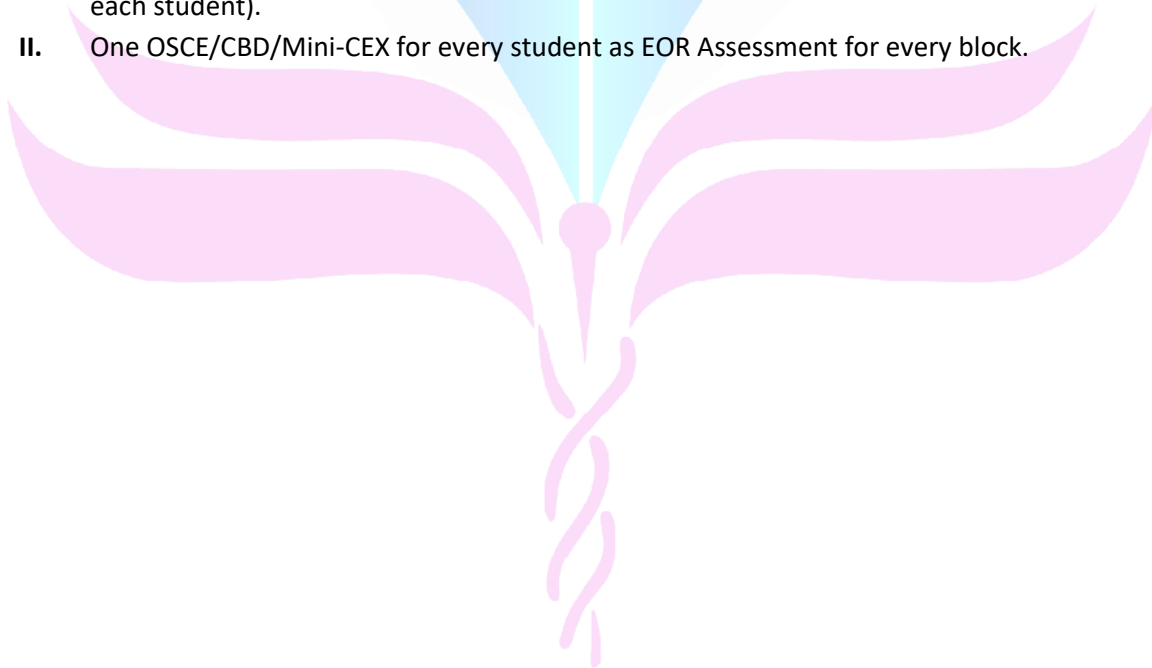
Learning from the Experience	
------------------------------	--

### Signatures

Trainee's Signature	
Assessor's Signature	

**Notes:**

- I. At least 1/3rd of entries per block (DME to decide the codes of entries to be entered for each student).
- II. One OSCE/CBD/Mini-CEX for every student as EOR Assessment for every block.



## Case-Based Discussion (CBD) Form for Third-Year MBBS

### Trainee Information

Name	
Student ID	
Assessment Date	
Location of CBD	

### Assessor Information

Name	
Designation	
Department	

### Case Details

Clinical Setting	<input type="checkbox"/> Inpatient <input type="checkbox"/> Outpatient <input type="checkbox"/> Emergency <input type="checkbox"/> Elective
Complexity of Case	<input type="checkbox"/> Basic (third-year level) <input type="checkbox"/> Moderate <input type="checkbox"/> Complex
Focus of Encounter	<input type="checkbox"/> History <input type="checkbox"/> Physical Examination <input type="checkbox"/> Diagnosis <input type="checkbox"/> Initial Management <input type="checkbox"/> Patient Education <input type="checkbox"/> Documentation
Summary of Case	

### Assessment Areas

Medical Record Keeping	<input type="checkbox"/> Outstanding <input type="checkbox"/> Satisfactory <input type="checkbox"/> Needs Improvement
Clinical Assessment	<input type="checkbox"/> Outstanding <input type="checkbox"/> Satisfactory <input type="checkbox"/> Needs Improvement
Diagnostic Skills	<input type="checkbox"/> Outstanding <input type="checkbox"/> Satisfactory <input type="checkbox"/> Needs Improvement
Initial Management Plan	<input type="checkbox"/> Outstanding <input type="checkbox"/> Satisfactory <input type="checkbox"/> Needs Improvement

Communication Skills	<input type="checkbox"/> Outstanding <input type="checkbox"/> Satisfactory <input type="checkbox"/> Needs Improvement
Professionalism	<input type="checkbox"/> Outstanding <input type="checkbox"/> Satisfactory <input type="checkbox"/> Needs Improvement

### Feedback

Strengths	
Areas for Development	
Recommended Actions	

### Trainee Reflection

Learning from the Experience	
------------------------------	--

### Signatures

Trainee's Signature	
Assessor's Signature	

**Notes:**

- I. At least 1/3rd of entries per block (DME to decide the codes of entries to be entered for each student).
- II. One OSCE/CBD/Mini-CEX for every student as EOR Assessment for every block.

